



BELLMEDEX


EXTENDED PROFILE



OVERVIEW

Bellmedex offers an all-in-one, HIPAA-compliant EHR solution. Our integrated system covers everything from patient registration to claim approval. We prioritize data security, reducing breach risks with our self-contained ecosystem. What sets us apart is our customizable platform, designed to accommodate every healthcare provider's unique workflows and preferences.

Trust Bellmedex for efficient, safe, and personalized healthcare management.



SOFTWARE SPECIFICATION


OVERVIEW	
PRODUCT NAME	Bellmedex
COMPLIANCE	
HIPAA	✓
ICD-10	✓
CPT	✗
HL7	✗
SPECIALTY	
ALLERGY AND IMMUNOLOGY	✓
ANESTHESIOLOGY	✓
BARIATRICS	✗

CARDIOLOGY	✓
COMMUNITY HEALTH CENTERS	✓
CORRECTIONAL HEALTH	✗
DENTISTRY	✗
DERMATOLOGY	✓
DIALYSIS CLINIC	✗
ENDOCRINOLOGY	✓
FAMILY MEDICINE	✓
GASTROENTEROLOGY	✗
GENERAL PRACTITIONER	✗
INFECTIOUS DISEASES	✓
INTERNAL MEDICINE	✗
MENTAL AND BEHAVIORAL HEALTH	✗
NEPHROLOGY	✓
NEUROLOGY AND NEUROSURGERY	✓
OBSTETRICS AND GYNECOLOGY	✗
OCCUPATIONAL MEDICINE	✓
ONCOLOGY AND HEMATOLOGY	✓
OPHTHALMOLOGY	✓
ORTHOPEDICS AND SPORTS MEDICINE	✓


OTOLARYNGOLOGY	✓
PAIN MANAGEMENT	✗
PEDIATRICS	✓
PHYSICAL THERAPY AND REHABILITATION	✗
PLASTIC SURGERY	✗
PODIATRY	✓
PROCTOLOGY	✓
PULMONOLOGY	✗
RADIOLOGY	✓
RHEUMATOLOGY	✗
SLEEP MEDICINE AND CENTERS	✗
SPEECH THERAPY	✗
SURGERY	✗
URGENT CARE	✓
UROLOGY	✓
VASCULAR DISEASES AND PHLEBOLOGY	✗
OTHER SPECIALTIES	✗
CHIROPRACTIC	✗
PRACTICE SIZE	
SOLO PRACTICE	✓

1-10 PHYSICIANS	✓
11-50 PHYSICIANS	✓
OVER 50 PHYSICIANS	✓
ADDITIONAL INFORMATION	
IOS APP	✗
ANDROID APP	✗
MULTI-OFFICE	✗
WEB APP	✓
SOFTWARE FEATURES	
APPOINTMENT MANAGEMENT	✗
BILLING MANAGEMENT	✗
CLINICAL WORKFLOW	✗
DOCUMENT MANAGEMENT	✓
EM CODING	✓
INSURANCE AND CLAIMS	✗
LAB INTEGRATION	✓
MEDICAL TEMPLATES	✗
PATIENT DEMOGRAPHICS	✗
PATIENT HISTORY	✓
PATIENT PORTAL	✓


REFERRALS	X
REPORTING AND ANALYTICS	X
SCHEDULING	X
VOICE RECOGNITION	X
E-PRESCRIPTION	✓
FURTHER INFORMATION	








SOFTWARE SCREENSHOTS



DEMO PRACTICE



Claim Count

5531

205.56 % more than last month ▲ 205.56%

Charges Amount

9332.42

200.85 % more than last month ▲ 200.85%

Net Collections

5650.93

7084.40 % more than last month ▲ 7084.40%

PC Ratio

5230.93

87.49 % more than last month ▲ 87.49%

Daily Summary ↻







Payments Received	9405
Checks Posted	44
Claims Entered	330
Followup Created	0
Failed ERAs	0
Paper Submission	0
Electronic Submission	480

Claims and ERAs ↻

Claim Rejected	0
Claim Denied	0
Claim Submitted	490
Claim with validation errors	0
Claim With No Response	0
Ready For Paper Submission	0
Ready For Electronic Submission	227

Top Payers ↻

Payer Name	Claims	Charges	Account Receivable
HEALTHY BLUE NO...	331	\$21,828.48	\$16,486.56
BLUE CROSS BLUE ...	190	\$11,059.68	\$10,058.60
PARTNERS BEHAVI...	455	\$6,725.80	\$6,471.00
MEDCOST, INC.	147	\$1,332.16	\$1,332.16
UMR (FORMERLY ...	553	\$1,299.20	\$1,299.20
MENTAL HEALTH ...	330	\$1,027.00	\$772.20
UnitedHealth Group	209	\$1,015.12	\$887.72
BLUE CROSS BLUE ...	377	\$764.40	\$764.40

Setting



Fax

Top Rejection



Rejection

Count

Gross Charges Vs Net Collections



Patient Claim Graph



Activate Windows

Go to Settings to activate Windows.



EHR



PMS